



JABATAN PERDANA MENTERI  
JABATAN PERANGKAAAN MALAYSIA

# SINOPSIS PILIHAN PERPUSTAKAAN INSTITUT LATIHAN STATISTIK MALAYSIA BILANGAN 6/2022

KOLEKSI BAHAN BACAAN

PERPUSTAKAAN ILSM



20 OKT



2016 - 2030

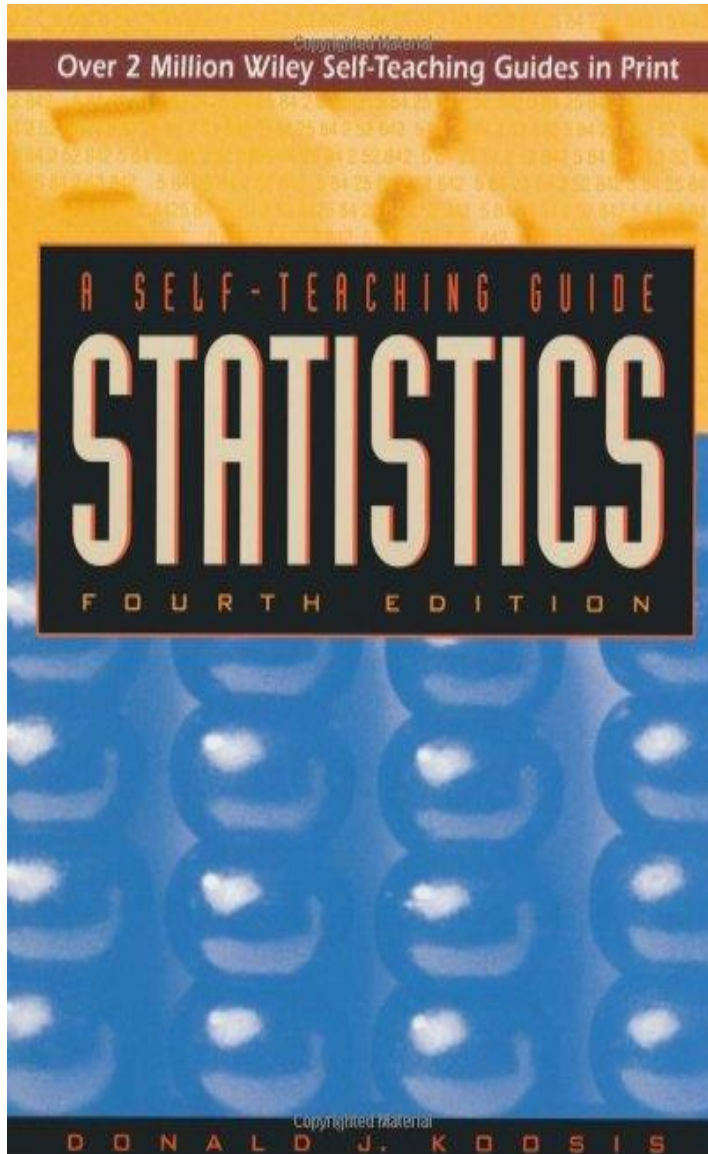


PSSN



     
StatsMalaysia  
[www.DOSM.gov.my](http://www.DOSM.gov.my)



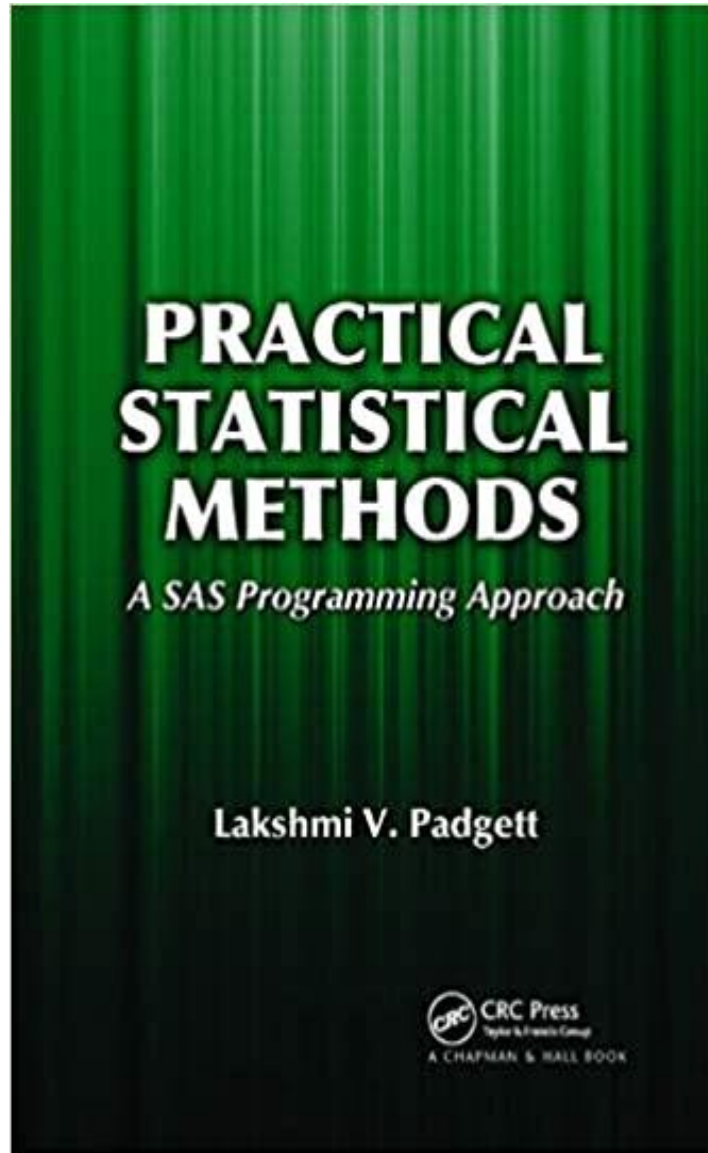


The fastest, easiest way to learn statistics.

Now all you need to teach yourself statistics is this complete, accessible guide and your ability to work simple equations. You'll learn when, why, and how to effectively perform basic statistical procedures, from setting up tables and computations to analyzing your own data. You'll also discover how to apply statistical concepts to such diverse areas as education, engineering, and the social, biological, and physical sciences. This completely revised edition includes: New information on applying statistics to standard computer spreadsheets (Lotus, Excel, etc.) An interactive format that lets you work at your own pace Frequent self-tests and exercises to reinforce what you've learned



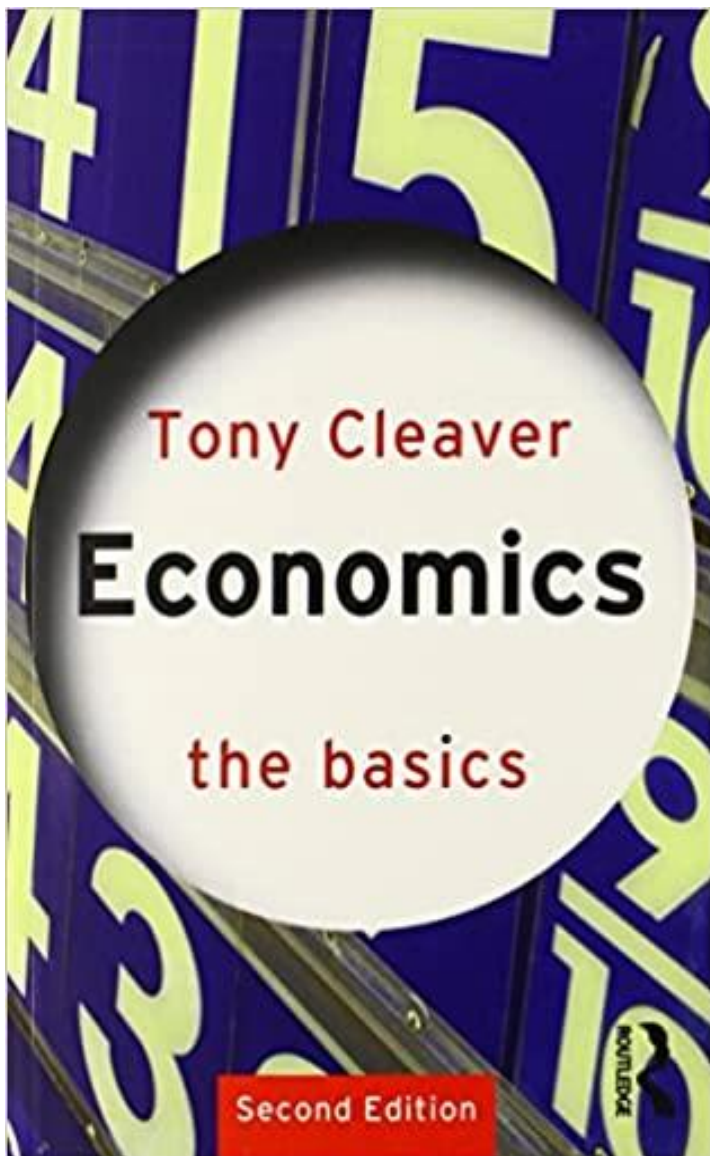
# PRACTICAL STATISTICAL METHODS : A SAS PROGRAMMING APPROACH



**Practical Statistical Methods: A SAS Programming Approach** presents a broad spectrum of statistical methods useful for researchers without an extensive statistical background. In addition to nonparametric methods, it covers methods for discrete and continuous data. Omitting mathematical details and complicated formulae, the text provides SAS programs to carry out the necessary analyses and draw appropriate inferences for common statistical problems.

After introducing fundamental statistical concepts, the author describes methods used for quantitative data and continuous data following normal and non normal distributions. She then focuses on regression methodology, highlighting simple linear regression, logistic regression, and the proportional hazards model. The final chapter briefly discusses such miscellaneous topics as propensity scores, misclassification errors, interim analysis, conditional power, bootstrap, and jackknife.

With SAS code and output integrated throughout, this book shows how to interpret data using SAS and illustrates the many statistical methods available for tackling problems in a range of fields, including the pharmaceutical industry and the social sciences.



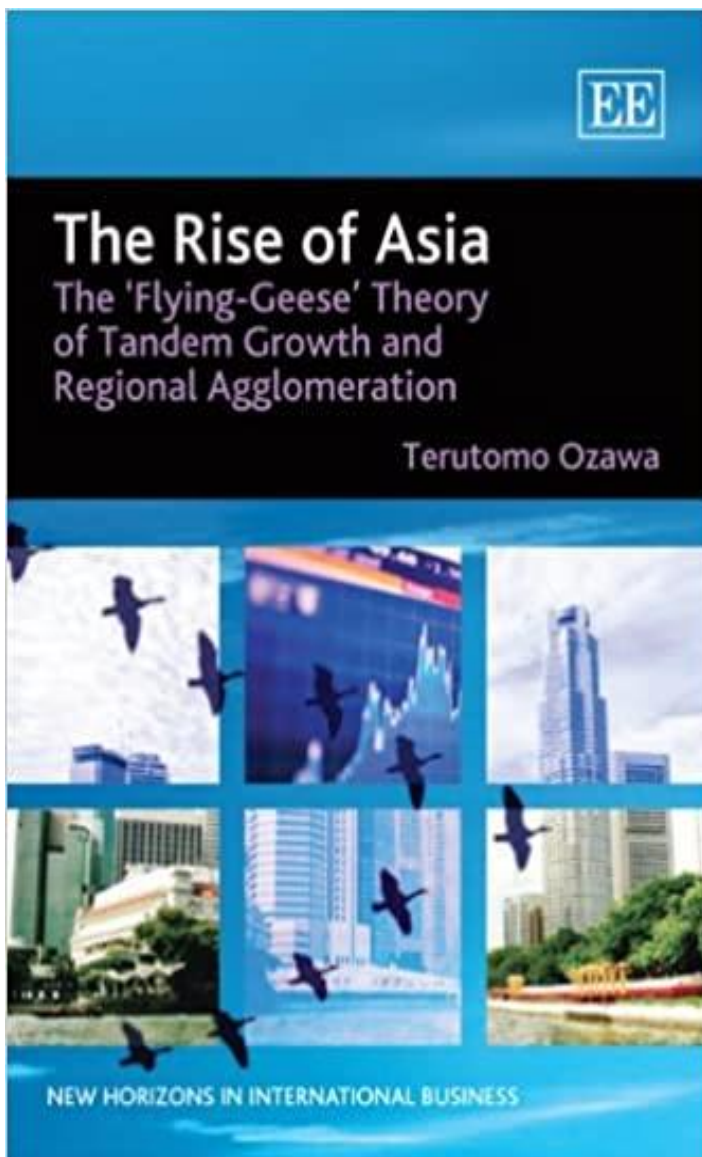
*Economics: The Basics* provides an engaging and topical introduction to the key issues in contemporary economics. Fully updated to take into account the economic recession, changing patterns in world trade, housing and currency markets, this book covers fundamental issues, including:

- How different economic systems function
- The boom and bust cycle of market economies
- The impact of emerging markets
- How price, supply and demand interact
- The role of the banking and finance industry
- Whether we can emerge from recession and reduce poverty
- The impact of economics on the environment

With a glossary of terms, suggestions for further reading and new case studies covering subjects including the sub-prime mortgage crisis, changing commodity prices and speculative bubbles, this comprehensive and accessible guide is essential reading for anyone who wants to understand how economics works.



# THE RISE OF ASIA



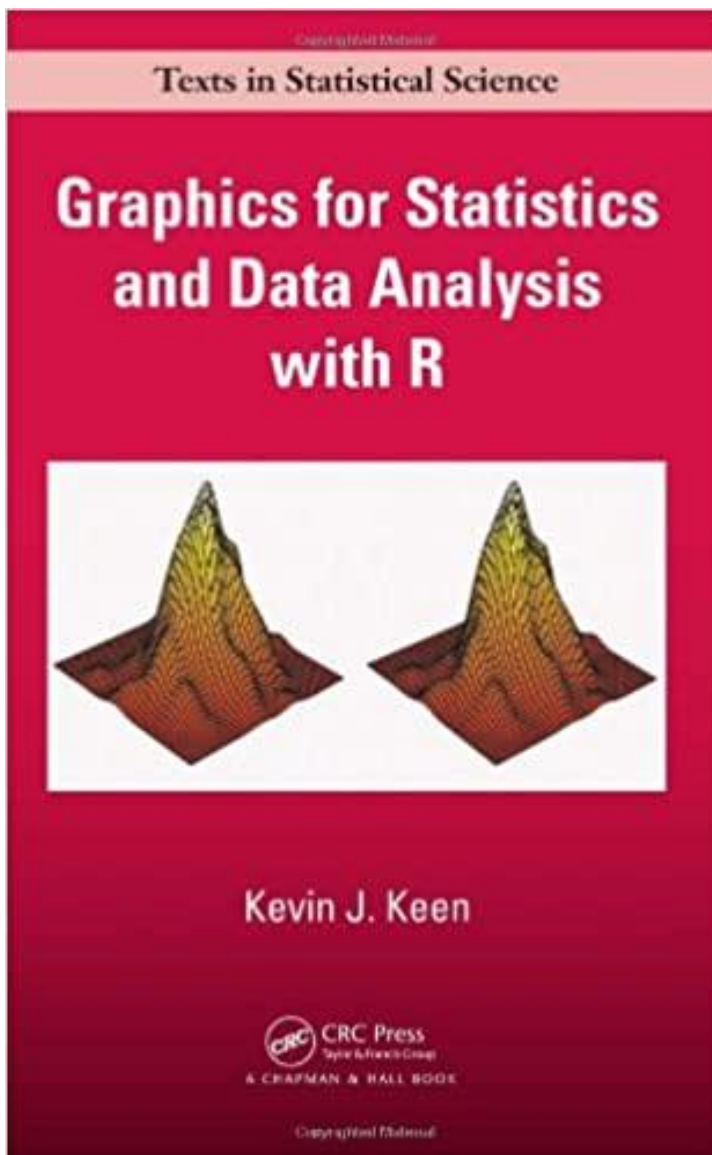
Terutomo Ozawa introduces a newly reformulated theory of 'flying-geese' economic development, exploring Asia's dynamic growth and financial development. This unique book shows how the flying-geese theory can be expanded and applied to both the real- and the financial-sector structural transformation of regionally clustered economies.

The author explores an array of concepts - from the ladder of economic development and hegemon-led growth clustering, through 'stages jumbling', to comparative advantage recycling and the Ricardo-Hicksian limits of industrialism - which together help bring an understanding of the dynamics of tandem growth and regional agglomeration in Asia. The book also investigates the causal mechanisms of structural upgrading and emphasizes the critical role of multinational corporations. Throughout this wide-reaching analysis, Terutomo Ozawa advocates a 'flying-geese' way of thinking—that is, to think of Asia's phenomenal growth in hierarchical, dialectical, and evolutionary terms.

In a new era of rapid globalization and rising economic nationalism, this timely and insightful book will appeal strongly to scholars and students of international business, economics, political science, and international relations.



# GRAPHICS FOR STATISTICS AND DATA ANALYSIS WITH R



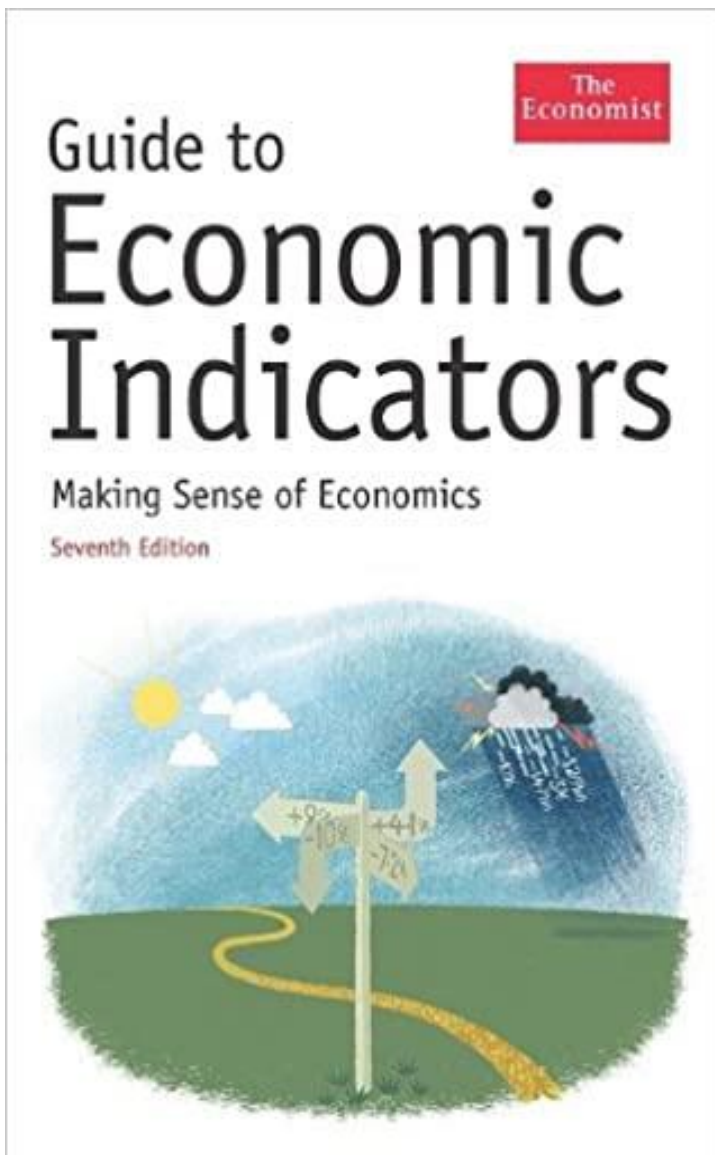
**Graphics for Statistics and Data Analysis with R** presents the basic principles of sound graphical design and applies these principles to engaging examples using the graphical functions available in R. It offers a wide array of graphical displays for the presentation of data, including modern tools for data visualization and representation.

The book considers graphical displays of a single discrete variable, a single continuous variable, and then two or more of each of these. It includes displays and the R code for producing the displays for the dot chart, bar chart, pictographs, stemplot, boxplot, and variations on the quantile-quantile plot. The author discusses nonparametric and parametric density estimation, diagnostic plots for the simple linear regression model, polynomial regression, and locally weighted polynomial regression for producing a smooth curve through data on a scatterplot. The last chapter illustrates visualizing multivariate data with examples using Trellis graphics.

Showing how to use graphics to display or summarize data, this text provides best practice guidelines for producing and choosing among graphical displays. It also covers the most effective graphing functions in R. R code is available for download on the book's website.



# GUIDE TO ECONOMIC INDICATORS

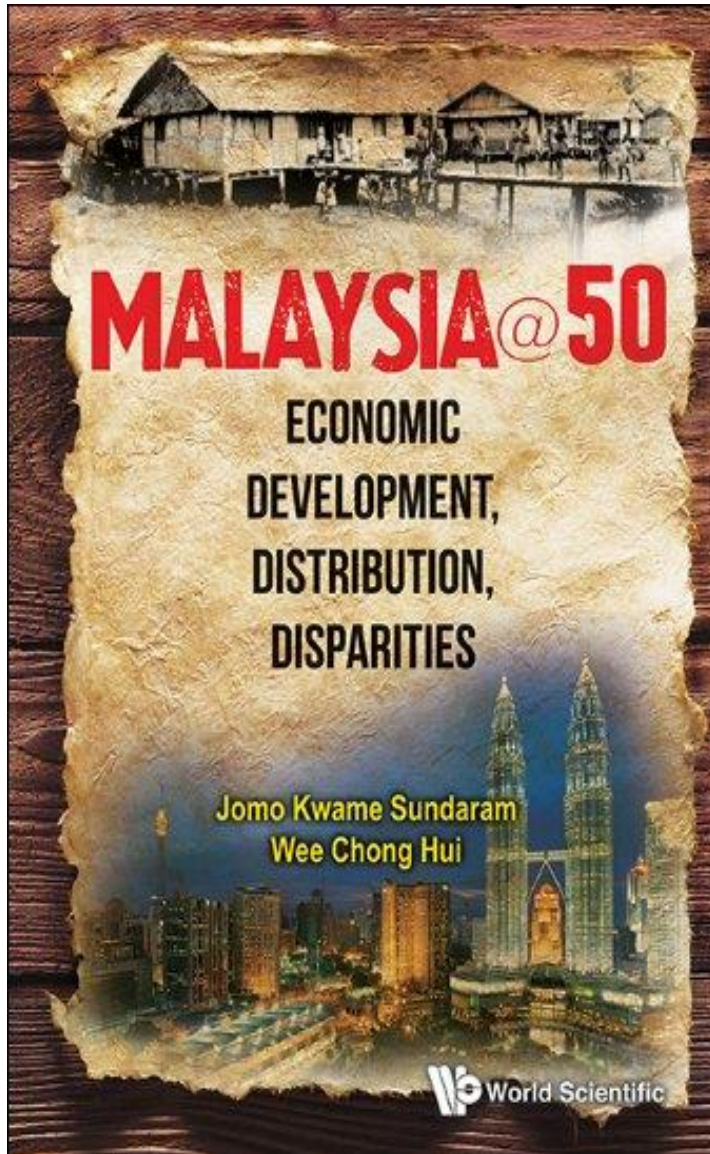


It is even more essential—and complicated—than in the past to have a thorough understanding of economic information. Written for the non-specialist, this highly accessible guide provides the key to understanding all the major and many lesser economic indicators: what they are; the areas they cover; their reliability; and how and why to interpret them.

Fully updated and revised, this guide is invaluable for anyone who needs or simply wants to have the underlying economic realities of the world we live in clearly explained.



# MALAYSIA@50



Malaysia has grown and changed a great deal since it was formed on 16 September 1963. It was then seen as an unlikely nation hastily put together as a federation of British controlled territories in the region. Brunei's refusal to join at the eleventh hour and Singapore's secession before its second birthday only seemed to confirm such doubts. Yet, it has not only survived, but even thrived, often cited as a developing country worthy of emulation. Ruled by the same ruling coalition since the mid-1950s, it has been tempting to emphasize continuities, and there certainly have been many. Looking back at its last half century, this volume first considers changes in development policy in response to national as well as international developments. The remaining three parts consider how public policy has been influenced by and has, in turn, influenced economic distribution, public finance and economic federalism. Besides the familiar focus on ethnic disparities, regional and other distribution issues are considered. The discussion of government taxation as well as spending also focuses on distribution implications.





# SECRETS OF POWER PROBLEM SOLVING



## SECRETS of POWER PROBLEM SOLVING



ROGER  
DAWSON

Best-selling author of  
*Secrets of Power Negotiating*

Let's face it: very few people have studied how to solve problems. Problems knock us down like a tsunami and we don't know what to do about it. We lie awake at night worrying about it and spend our days stressing out over a situation that only seems to get worse. It doesn't have to be that way. Roger Dawson has taught hundreds of thousands of people how to negotiate, persuade, and make decisions, with his lectures, audio programs and books, and now he has turned his attention to something that everyone needs: a way to solve life's problems.

*Secrets of Power Problem Solving* provides proven techniques and sure-fire strategies for solving everything the world throws at you.



# ANDA BERHAK HEBAT!



Buku ini meneroka ruang kehebatan diri anda menerusi kaedah yang amat terbukti keberkesannya. *Neuro-Linguistic programming (NLP)* dan *Law of Attraction (LOA)*. Anda berhak untuk menikmati kejayaan, menjadi insan yang hebat mengikut cara yang tersendiri. Ia adalah anugerah daripada Maha Pencipta. Anda mempunyai potensi diri yang mengagumkan. Anda mempunyai sumber yang anda tidak dapat bayangkan. Anda juga mempunyai peluang yang melimpah ruah untuk mencapai apa yang dikehendaki.

Anda hanya memerlukan kaedah yang terbaik untuk menjadi hebat. Antaranya:

- Membentuk matlamat dan misi hidup
- Membuat pilihan
- Menggunakan soalan untuk kejayaan dan kehebatan diri
- Menggambarkan dan melakukan *affirmation* diri yang mantap
- Mewujudkan *peak state* atau keadaan kemuncak diri yang hebat
- Menyediakan formula kejayaan diri

## "STATISTIK...SEGALANYA PASTI"

Tak kira walau apa  
Cabaran dan aral melintang  
Statistik meringankan  
Segala beban yang menjelma  
Gementar tiada

Tidak hanya berbicara  
Pagi hingga ke senja  
Semangat yang terus membara  
Data dan kehidupan berteraskan harapan  
dan impian kemakmuran

Bersama kita teguh hadapi  
Bentala dipenuhi misteri  
Namun statistik kan  
melindungi  
Statistik petunjuk realiti

Segalanya PASTI  
Bergalaskan strategi  
Menuju aspirasi  
Harapan.. Keamanan  
Impian... Kedamaian

Kesejahteraan negara  
Perpaduan seluruh bangsa  
Dengan irama data



VIDEO  
" STATISTIK...  
SEGALANYA PASTI"

<https://bit.ly/LaguStatistikSegalanyaPasti>

# TERIMA KASIH



**StatsMalaysia**  
[www.DOSM.gov.my](http://www.DOSM.gov.my)

